

# The Open Pathway Assurance Process

Dr. Andrew Lootens-White,  
Vice President for Accreditation Relations



1

---

---

---

---

---


---

---

---

---

---



2

2

---

---

---

---

---

---

---

---

---

---

## Form Follows Function...



3

3

---

---

---

---

---

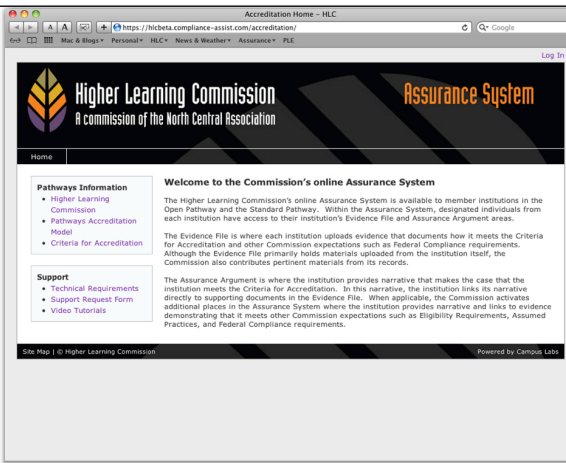
---

---

---

---

---



4

---

---

---

---

---

---

---

---

---

---

# Assurance System Basics



- Web-based system
- Secure access for institutional representatives (3 “official” plus 12 more), peer reviewers, HLC staff
- Maintained over entire timeline of HLC affiliation
- HLC’s Assurance System is “all that is required” unless institution chooses other systems to help it organize materials, manage a process, etc.

5

---

---

---

---

---

---

---

---

# Assurance Filing

- Evidence File
  - HLC-provided materials
  - Institution-provided materials
    - Addendum space (as needed)
- Assurance Argument
- Add-on templates as applicable (Federal Compliance, Assumed Practices, Eligibility Requirements)

6

---

---

---

---

---

---

---

---

# Evidence File

- HLC-provided evidence is pre-loaded
- Folder and file management area for institutionally-provided evidence
- Supports PDF's and a limited set of URL links
- Upload once, link many times throughout Assurance Argument

7

---

---

---

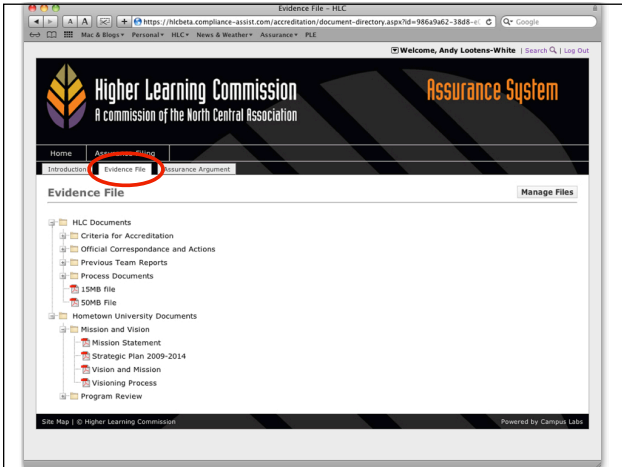
---

---

---

---

---



8

---

---

---

---

---


---

---

---

# Assurance Argument

- Assurance Argument concept replaces the Self-Study model; they are quite different
- 35,000 word limit
- Organized by Criteria and Core Components; highly structured format
- Links to evidence
- Additional detail in Pathways booklets




---

---

---

---

---

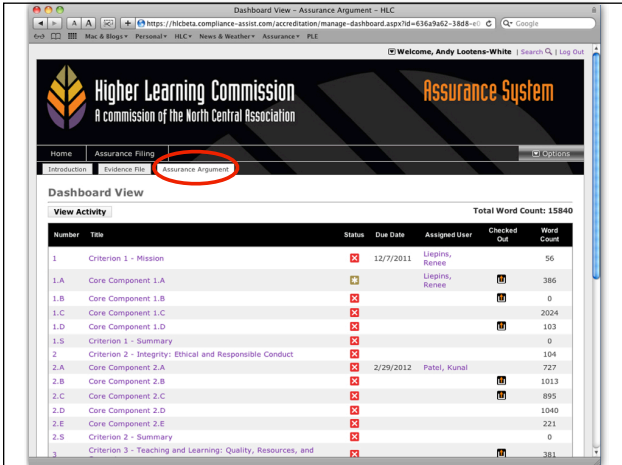
---

---

---

---

---




---

---

---

---

---

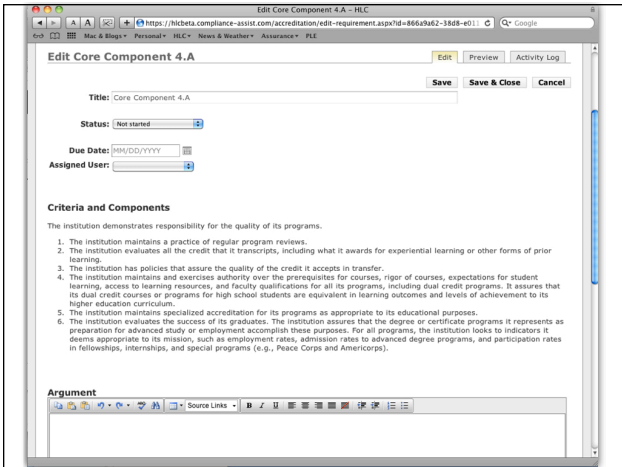
---

---

---

---

---




---

---

---

---

---

---

---

---

---

---

# System “Smart” Features

- At-a-glance dashboard view with word count
- Document history with change tracking
- Reveal where evidence is linked to Argument
- “Replace” outdated evidence documents easily
- Generate PDF or Word versions of entire Assurance Argument or subsets
- Assign person responsible for each section
- Built-in deadline scheduling with reminders

---

---

---

---

---

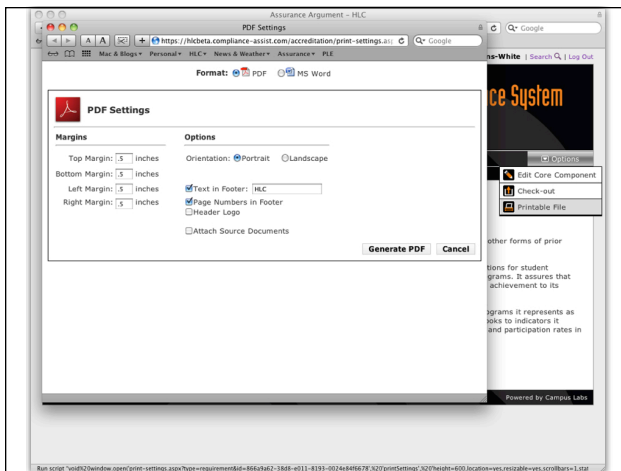
---

---

---

---

---



13

---

---

---

---

---

---

---

---

---

---

## Timeline for Availability

- Right Now: 5 Beta Tester institutions using it now
- Thru Fall 2012: Peer Review module development
- Fall 2012: Access for all Pathways Cohort I institutions
- Fall 2013: Access for all other HLC member institutions; meanwhile,
  - keep in mind your Pathway timeline
  - you may begin collecting evidence, writing argument

14

---

---

---

---

---

---

---

---

---

---

## Test Drive the Assurance System!

- Sunday Drop In Sessions
  - 1:15 - 2:00 Butler Community College
  - 2:15 - 3:00 Pittsburg State University
  - 3:15 - 4:00 Aurora University
  - 4:15 - 5:00 Aurora University
- Monday Drop In Sessions
  - 10:00 - 10:45 St. Olaf College
  - 11:00 - 11:45 Butler Community College
  - 12:15 - 1:15 Metropolitan Community College (NE)
  - 1:30 - 2:15 Metropolitan Community College (NE)
  - 2:30 - 3:15 Pittsburg State University
  - 3:30 - 4:15 St. Olaf College

**Thanks to Campus Labs for Sponsoring the Drop-In Center  
(Columbus KL in the East Tower, Gold Level)**

15

---

---

---

---

---

---

---

---

---

---

## Types of Reviews

- The Assurance Review is an online evaluation of the Assurance Filing (Evidence File, Assurance Argument, plus any other required materials)
- The Comprehensive Evaluation includes the Assurance Review, as well as a review of Federal Compliance, an on-site visit, and multi-campus review (if required)

16

---

---

---

---

---

---

---

---

---

---

## Assurance Review, Comprehensive, and Reaffirmation

Pathway	Year 4 Review	Year 10 Review		Reaffirmation in Year 10
Standard	w/ visit Comp	w/ visit Comp	➡	✓
Open	w/o visit	w/ visit Comp	+ QI	✓

17

## Review Timeline

Review	Online Review Begins	Campus Visit Begins	Campus Visit Ends	Online Review Ends
Year 4	On start date scheduled	Not applicable unless a visit is requested by team		When final report is submitted to HLC (10 weeks after online review begins)
Year 10	4 weeks before campus visit date	On campus visit date scheduled	At conclusion of 1.5 days on campus	

18

## Sample Visit Agenda

Sample Agenda for the Year 10 Team Visit	
Day 1: Morning	<ul style="list-style-type: none"> <li>Meet with the institution's senior leadership</li> <li>Meet with individuals involved in the Assurance Argument and Evidence File</li> <li>Meet with representatives of the institution's board</li> <li>Meet individually with the institution's chief officers</li> </ul>
Day 1: Afternoon	<ul style="list-style-type: none"> <li>Conduct campus tour</li> <li>Meet with formal committees typically led by faculty (general education, curriculum, assessment, etc.)</li> <li>Meet with leadership representatives from academic and student affairs units, as needed</li> <li>Conduct open forum for faculty and staff</li> <li>Meet with additional individuals and groups (as determined by electronic review of Evidence File and Assurance Argument)</li> </ul>
Day 2: Morning	<ul style="list-style-type: none"> <li>Meet with student senate (or key student groups as applicable)</li> <li>Meet with groups and individuals from Day 1 if meetings not yet held</li> <li>Hold Exit Session with institution's senior leadership (visit concludes and team departs campus)</li> </ul>
Post-Visit	
Day 2: Afternoon and Day 3: Morning	<ul style="list-style-type: none"> <li>Team deliberations and work at off-campus location</li> </ul>

19

## Due Process & Decision

- Institution identifies errors-of-fact
- Team revises as appropriate
- Institution receives final team report
- Institution has opportunity to provide a response
- Year 4: IAC acts to accept team report and any interim monitoring
- Year 10: IAC acts on Reaffirmation of Accreditation, any interim monitoring, and verifies Pathway participation

20

# More Information About Pathways

General Program – Presentations and Roundtables		
<i>Sunday</i>		
9:30 – 10:15 a.m.	One Accreditation, Multiple Pathways to Reaffirmation (offered twice)	Grand EF
10:30 – 11:15 a.m.	The Open Pathway Assurance Process	Grand EF
	The Standard Pathway	Crystal B
1:15 – 2:00 p.m.	The Open Pathway Quality Initiative	Grand EF
2:15 – 3:00 p.m.	AQIP as a Pathway	Grand EF
4:15 – 5:00 p.m.	Transitions and Their Impact: What's Different, What's the Same	Grand EF
<i>Monday</i>		
7:15 – 8:00 a.m.	Roundtables on the Open Pathway Quality Initiatives:	
	a. Strategic Assessment of Student Learning in General Education and Student Learning Outcome Plans to Improve Learning in All Degree Programs (Illinois State University)	Columbus C-F
	b. Comprehensive Growth: Purposes, Principles, and Processes (Cornell College)	Crystal A
	c. Teaching, Assessing, and Improving Student Learning through University Learning Outcomes (University of Arkansas-Fort Smith)	Acapulco
	d. Aligning Teaching and Learning Outcomes (Linn State Technical College)	Water Tower
	e. Finding the Franciscan Charism in Education (Franciscan University of Steubenville)	Gold Coast
1:30 – 2:15 p.m.	One Accreditation, Multiple Pathways to Reaffirmation (repeated)	Grand
<i>Tuesday</i>		
10:30 – 11:15 a.m.	Listening Session: Questions and Answers on the Open Pathway	Crystal B
	Listening Session: Questions and Answers on the Standard Pathway	Regency B

---

---

---

---

---

---

---

---